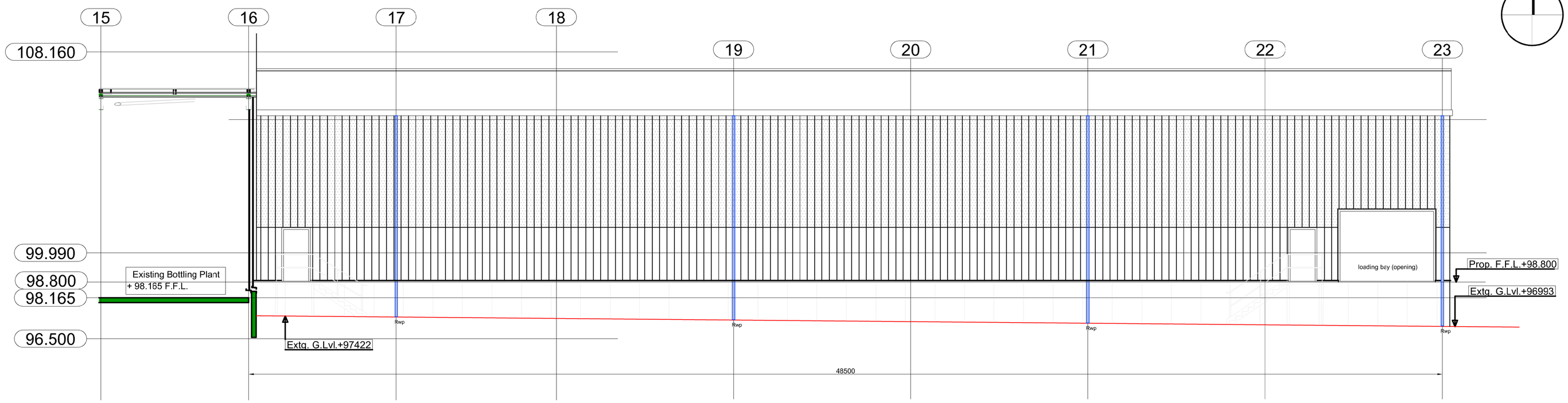

Proposed South Elevation

HEALTH & SAFETY RISK ASSESSMENT KEY			
HAZARDOUS ACTIVITIES		TYPES OF HAZARDS	
A	Working at height	A1	Ease of window cleaning
		A2	Working from ladders
		A3	Working on roofs / fragile roof
B	Working in un- ergonomic, confined or strenuous conditions	B1	Confined spaces
		B2	Lifting operations
		B3	Vibration
		B4	Manual handling / heavy loads / hand held tools
		B5	Noisy environments
C	Working on or near excavations or potentialy hazardous locations	C1	Basement construction
		C2	Poor ground conditions / slips, trips and falls
		C3	Busy roads, large vehicles, plant and machinery
		C4	Working near water
		C5	Instability of nearby structures / falsework
D	Working with hazarcous materials and substances	D1	Exposure to asbestos
		D2	Radiological agents, toxins, corrosives and irritants etc
		D3	Dust control
E	Working on or near o live services	E1	Concealed services
		E2	Overhead services
		E3	Gas safety
		E4	Exposure to live contacts
1	Specific Risk 1		
2	Specific Risk 2		
3	Specific Risk 3		

Severity: High | Severity: Medium | Severity: Low

NOTES
To be read in conjunction with designer's data return and other relevant risk assessments issued under his project.This list is not exhaustive and is meant only as a guide to highlight potential risks anc their whereabouts, known to the designer, at the date of issue.

STRUCTURAL FRAME
Refer to separate steel framed drawings G 70, 71, 72, 73, 74, 75 & 76 as prepared by K & M Engineering (Shropshire) Ltd, for details of all structural members such as steel portal frame, concrete pad foundations, cladding & sheeting rails, roof purlins, etc. New portal framed extension and canopy to building to provide additional space for bottle storage, typically to accommodate storage for:
- timber pallets
- glass bottles
- pvc bottles prior to extrusion.

Extension to match that of existing in respect to finishes. No new floor construction require and extension to be un-insulated and un-heated.

ROOF & WALL SHEETING
Final specification to be by Contractor, but to essentially match that of existing, consisting of a 1000/32W sheet profile. HP200 colourcoat finish in 'Merlin Grey' to all high levels and 'Goosewing Grey' at low levels. Wall sheeting to boiler room enclosure to achieve a min 30min Fire Resistance (place of special fire hazard).

RAINWATER GOODS
To new roof areas of extension as indicated on elevations contractor to allow for provide and fixing rainwater goods to match those of existing buildings. Gutters to be of Aluminium box profile items, connected into Aluminium 100mm dia. circular downpipes. Installation to include all bends, swan necks, outlets etc as required to make installation complete, fixed to manufacturers recommendations. All rainwater goods to be factory polyester powder coated finish in colour from standard RAL range - exact colour to be confirmed. Installation to be in strict accordance with manufacturers instructions.

HOPPERS
Beneath all rainwater downpipes to extension allow for installing new upvc trapped roddable gullies, connected to new underground surface water drainage.

SURFACE WATER DRAINS
All new surface water drains to be of 100mm dia. upvc items, laid to a minimum fall of 1 in 80. Ensure that reinforced concrete lintels are installed over all drains passing through walls. Contractor to allow for taking new surface water drains into existing surface water retention pond at Southern end of site. Final surface water drainage strategy to be developed and confirmed by Civils drainage consultant such as Caroll & Williams Strucural Engineers, or similar approvec.

SITE SURFACING & LEVELS
Existing levels at and around new storage extension to be maintained as that of existing. On completion of erection of new steel framed building, contractor to make good and reinstate all granular, concrete and tarmac surfaces in these areas.

ASBESTOS MATERIALS
Due to the nature and condition of the site/building not being fully and certainly ascertained before it is opened up, contractor to have a duty of care to identify and draw to the attention of the Architect / Client any Asbestos based material discovered during opening up works. Works to cease 'immeciately' in such areas until a full investigation and report, including laboratory testing has been undertaken to confirm how works should proceed. Refurbishment & Demolition Asbestos survey to be commissioned by Contractor in advance of commencement of works, and prior to any demolition/ stripping out of existing property in order to identify any Asbestos Containing Materials. Any Asbestos detected to be removed and disposed of in accordance with HSE guidance, and the recommendations of such survey report.

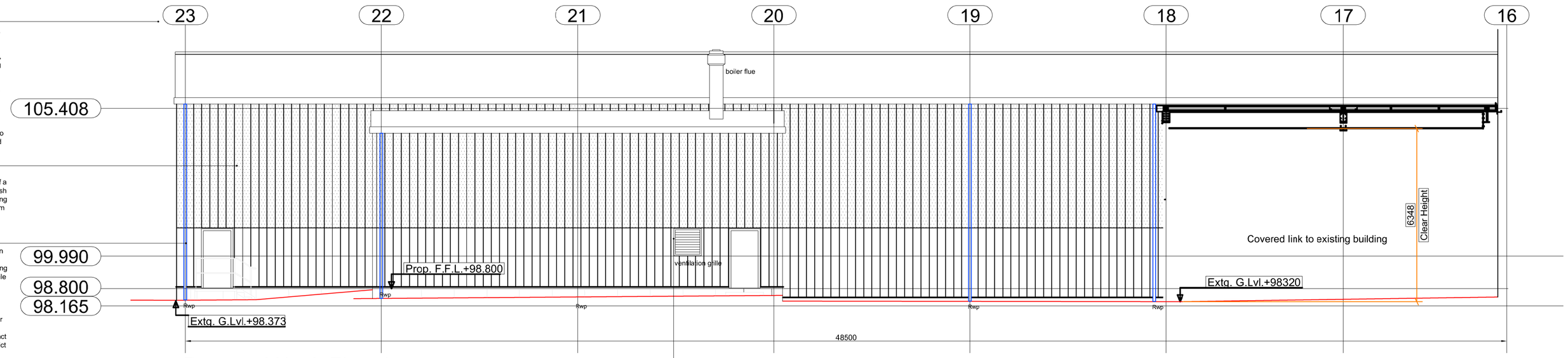

Proposed North Elevation

BOILER INSTALLATION
Final arrangement of MCPD Compliant 'Cochran ST28 Steam Boiler' (for the purpose of steam cleaning surfaces within existng production areas), together with associated extract flue, intake air grille,etc, to be by specialist mechanical sub-contractor, who must pass a copy of all installation details anc commissioning certificates on to building control on completion. All work to comply with Part J of the building regulations and Installer to be suitably OFTEC / CORGI registered.

SUBSTRUCTURE WORKS
All substructure works such as ground bearing reinforced concrete slab, below floor concrete retaining walls, etc, to be as detailed on Structural Engineers drawings.

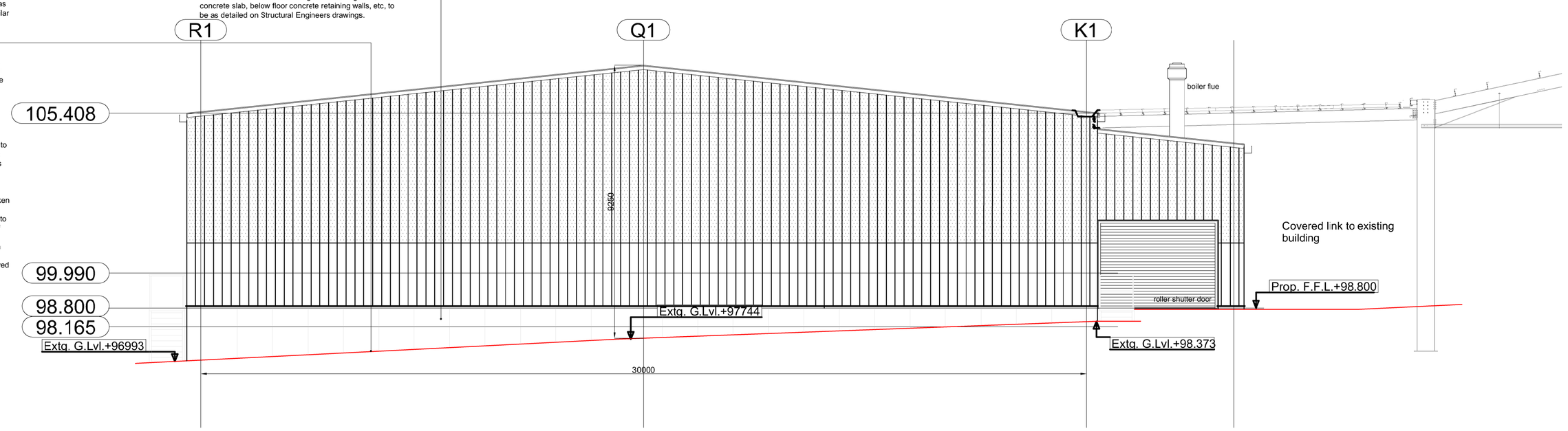

Proposed East Elevation

1 Elevations
SCALE 1:100

GENERAL NOTES

DO NOT SCALE THIS DRAWING
It is the Contractors responsibility to verify all dimensions on site prior to proceeding with the works.

DIMENSIONS
The figured metric dimensions to be worked, to,wherever given\All dimensions unless expressly
notec otherwise are structural and due allowance should be made for finishes, plaster etc. Any
discrepancies between the drawing and the works to be verified with Architect before proceeding.

PLANNING / BUILDING REGS
All work to be carried out in strict accordance with the Planning Permisson and the current Building
Regulations, relating to materials specifications and site practice and performance, whether implied or
not on this drawing.

MATERIALS & WORKMANSHIP
Unless otherwise stated, all materials used in the carrying out of the works must be materials which have been tested or approved by an independent
third party. BSI British Agreement Cert.

TOOLS & HAZARDOUS MATERIALS
All tools, hazardous materials, toxic substances or solvents must be used,stored, in accordance with current COSHH regulations.

CDM REGULATIONS
Comply with all Health and Safety Legislation.Whether implied or not on this drawing
or, generally throughout the project,consideration must be given to the use of the "safest" materials and processes during the construction of this building.

SCAFFOLDING
Contractor to allow for supply and installing scaffolding to provide a safe working platform to execute the works in accordance with HSE Guidelines and CITB Best Practice. Obtain all necessary permits/licences etc and ensure where applicable that all ground floor entrances beneath rerrain protected and unobstructed.

SKIPS
Allow for all skips as required for the duration of the works, including all tipping charges, etc.

THERMAL BRIDGING / AIR TIGHTNESS
Contractor to refer to constructional details in respect to maintaining air tightness of building. Care should be taken to maintain continuity of mortar pointing in walls, ensure that service pipework passing through walls are sealed and that all insulation, cavity closers etc are neatly cut good fitting and sealed where specified. Care also to be taken at the likes of edges of door / window openings, again as detailed elsewhere.

TIMBER TREATMENT
All structural timber to be pressure impregnated with tanalith C, of similar, before delivery to site. Any timber in contact with masonry is to receive further applied treatment on site, pay attention to end grain before building in.
All external joinery receiving decoration to be treated prior to delivery to site

INCOMING SERVICES
Contractor to allow for all discussion / liaison required with statutory undertakers in view of alterations/ adaptations to any Water, Electricity, BT or Foul drainage connections to site as required. Allow for all associated builders work.

A	28.07.20	Boiler Room added to proposal and changes as discussid with Client.	PD IT

K & M Engineering (Shropshire) Limited
t: 01743 884 040
f: 01743 884 040
f: 01743 884 021
e: info@kandmengineering.co.uk
w: www.kandmengineering.co.uk
* Design & Build Specialists *
K & M Engineering (Shropshire) Limited, Sam Works, Halfway House, Shrewsbury, Shropshire, SY5 9QA

REV	DATE	DESCRIPTION	DR	CH

BUILDING REGS

darntonB3 ARCHITECTURE
ABERYSTWYTH
30 Heol Y Wig, Aberystwyth, Ceredigion, SY23 2LN.
T: 01970 624 688 www.darntonb3.com

CLIENT
K&M Engineering (Shropshire) Limited

PROJECT
Phase 1 - Storage Building Extension,
Montgomeryshire Natural Spring Water Co.

TITLE
Elevations

CREATION DATE	SCALE @ A1	DRN	CHK	STATUS
05.12.19	1:100	PD	IT	S-

SHEET NO. 13970 - DB3 - B01 - 00 - DR - A - 20 002
REVISION A

PROJECT NO\ORIGINATOR\ZONE\LEVEL\TYPE\ROLE\NUMBER

© COPYRIGHT ALL RIGHTS RESERVED.
THIS DRAWING MUST BE READ IN CONJUNCTION WITH ALL OTHER RELEVANT DRAWINGS AND SPECIFICATIONS.
ANY DISCREPANCIES MUST BE REPORTED TO DARNTONB3 IMMEDIATELY.
THE DRAWING/FOR INFORMATION MUST NOT BE USED FOR CONSTRUCTION UNLESS EXPRESSLY ISSUED FOR CONSTRUCTION.
DO NOT SCALE FROM THIS DRAWING. WORK ONLY TO THE PRINTED DIMENSIONS.